



NICKERLEY  
PARTNERSHIP  
TRUST

Edition 7  
February  
2025

# MFL

Curriculum Newsletter

## YEAR 7

### Contact



Carina Borges  
WPT MFL Subject Director  
[c.borges@thrybergh.com](mailto:c.borges@thrybergh.com)





# Curriculum Intent

The MFL curriculum is designed to empower students to draw maximum cultural, personal and economic benefit from the role of global citizenship. Through the promotion of oracy, expansion of vocabulary and literacy we seek to enable students to communicate confidently and without barriers in a wide range of social settings and media. In KS3 we believe that our curriculum and enrichment content goes far beyond the requirements of the National Curriculum allowing for a seamless transition on their GCSE course once they are in Y10.

In order to do this the MFL curriculum is sequenced to allow knowledge and skills to develop simultaneously and progressively. By revisiting and enhancing key language skills in different settings students develop their ability to recall, analyse and evaluate usage and at the same time build independence and resilience.

We have a duty to ensure our students understand and engage with other cultures and traditions in a respectful and inquisitive manner which will allow them to become more open-minded, empathetic and adaptable to new experiences in the future at home or abroad. Ultimately, we aim to foster in our students a love of languages by nurturing a linguistic curiosity, their self-efficacy and an intrinsic motivation to explore and respect other languages, cultures and people.

## Year 7 French Curriculum

Students study both Spanish and French in Year 7 giving them access to a broad curriculum which explores languages and cultures from across the world. The topics covered in Year 7 aim to consistently revisit essential language to enable students to become confident linguists able to use vocabulary in a variety of contexts.

### Introducing Yourself

Students learn essential language that they will need such as; greetings, numbers and birthdays.

### Family and Descriptions

This topic enables students to describe who is in their family, through learning key verbs and nouns. This topic also extends their knowledge of numbers and use 3rd person singular verbs.

### Family and Relationships

This topic builds on the family members knowledge and introduces students to giving opinions and reasons. Students learn a range of personality adjectives and start to explore the feminine and masculine grammatical concepts.

### Describing Yourself and Others

This topic continues to build on the previous topics and enables students to describe others physically as well as building on the personality adjectives previously studied. Cultural resources are embedded throughout for students to learn about celebrities from different French speaking countries.

### Describing Usual Hobbies

This topic enables students to describe what they do in their free time and continue to develop their justification knowledge. It introduces students to the present tense and intensifiers.



## Opinions on Leisure and Free Time

This topic enables students to bring all they have learn together as they give opinions on different hobbies, describe who they do those hobbies with and justify their opinions.

## Fluency Skills

Throughout the year we have dedicated lessons based on retrieval of previous topics and confidence building. Students have the opportunity to reflect on previous learning and link all key skills with the aim of improving their fluency and self-efficacy.

## Year 7 Spanish Curriculum

Some of the topics we cover in Year 7 are:

### Introducing Yourself

Students learn essential language that they will need such as; greetings, numbers and birthdays.

### Family and Descriptions

Students learn all about typical foods from France and Spain and how to express opinions and justify their opinions on food.

### Family and Relationships

These cultural lessons are dedicated to raising students' cultural awareness of important celebrations in both France and Spain.

### Describing Yourself and Others

This topic enables students to introduce themselves and describe others physically. This topic also extends students' knowledge of numbers and use 3rd person singular verbs. Cultural resources are embedded throughout for students to learn about celebrities from different French speaking countries.

### Describing Usual Hobbies

Dedicated lessons based on retrieval of previous topics and confidence building. Students have the opportunity to reflect on previous learning and link all key skills with the aim of improving their fluency in both languages.

### Opinions on Leisure and Free Time

Dedicated lessons based on retrieval of previous topics and confidence building. Students have the opportunity to reflect on previous learning and link all key skills with the aim of improving their fluency in both languages.

### Fluency Skills

Dedicated lessons based on retrieval of previous topics and confidence building. Students have the opportunity to reflect on previous learning and link all key skills with the aim of improving their fluency in both languages.

## Assessment Points




In Year 7, students are assessed after each module in class, on a range of listening, reading, speaking or writing skills. The Summative Assessments take place in December and June.

### Immerse Yourself

The Language Gym 

BBC Bitesize KS3 MFL 

KS3 MFL Seneca 

-  Interactive Homework
-  Study Guides and Videos
-  Independent Study

All of the topics we cover in MFL have sentence builders which contains all the vocabulary students need to succeed in their language lessons. The sentence builder shows students how to link words into sentences with the added support of English translations.

These resources, along with the language gym website are essential tools that students can use to supplement their language learning and aid revision.

### Test Your Knowledge with Quizlet...

Quizlet's Y7 MFL revision flashcards are a fantastic way to memorise relevant french and spanish terms to help you with your studies. Click on a flag below to start!





# Praise and Reward

Our rewards system can be broadly split into four categories: classroom level, subject level, school level and privilege rewards. We'll focus on classroom and subject rewards here - for more information about our rewards schemes, please see our website.

## CLASSROOM LEVEL REWARDS

**Awarded for:** working hard, taking risks and rising to a challenge, making mistakes and learning from them, helping others, and taking pride in the school community.

**Rewarded by:** praise postcards, positive phone calls to parents/carers, positive text messages home, and lesson based prizes.

## SUBJECT LEVEL REWARDS

**Reward scheme:** Star of the Week, Curriculum Awards (Subject/School Way, Participation, Working with Pride, Embracing the Whole Curriculum), High Flyer, Extra Mile, Most Improved.

**Rewarded by:** names displayed on reward boards, certificates, social media posts.

# Broadening Horizons

In MFL we aim to foster a learning environment supporting students to become global citizens. Our use of cultural resources helps to bring the language to life in the classroom, creating cultural experiences for all.

Outside of language lessons there are opportunities for students to develop an awareness and love of different cultures.

In literacy we look at a range of cultural topics such as; Day of the Dead, Tour de France and Bullfighting. We celebrate European Languages Day, offering different opportunities for students to take part in activities such as quizzes, karaoke and food tasting.

In addition, we have a range of clubs providing students weekly sessions in cultures from around the world. We are also organising language ambassadors and Spelling Bee competitions so watch this space for more opportunities to get involved.



## What is Day of the Dead? - National Geographic

Día de los Muertos, or Day of the Dead, is a celebration of life and death. While the holiday originated in Mexico, it is celebrated all over Latin America with colorful calaveras (skulls) and calacas (skeletons). Click on the graphic to learn how the Day of the Dead started and the traditions that make it unique with National Geographic.

## The Tour De France Explained in Animation

An animated history and explanation youtube short from InfobytesTV of all you need to know about the Tour de France. One of the greatest sporting spectacles in the world. Click on the cyclist to watch now.





# Careers

We run a series of 'Careers in the Curriculum' weeks in our school. For Modern Foreign Languages, this week takes place in February.

During MFL lessons, we investigate languages around the world and the importance of language learning in the global jobs market. Careers lessons raise students' awareness and understanding of where languages can take you. Check out the youtube short by clicking on the logo below where BBC Ideas explore why being bilingual is good for your brain.



## The MFL Way

Our subject has a 'Subject Way' at the heart of it. Our Subject Way is designed to help students become young subject specialists. The MFL Way is followed in all of our lessons and has two main purposes:

Firstly, to teach students the vital skills they need to achieve their full potential and gain the very best grades they can. Secondly, to teach students how each subject relates to the wider world, incorporating the life skills they will learn.

The infographic is titled 'THE MFL WAY' in large, bold, green letters at the top left. To the right is a circular logo for 'WPT' (Widley Park Trust) with 'MFL' in the center. The main body of the infographic is divided into several sections, each with a green header and a white background. The sections include: 'We are flexible and think creatively' with sub-points 'WE USE OUR LISTENING SKILLS' and 'WE WORK ON IMPROVING OUR MEMORY'; 'We develop social skills using the languages that we learn' with sub-point 'We break texts down'; 'We respect &amp; are interested in other cultures' with sub-points 'We are interested in &amp; know where languages can take us', 'We problem solve', and 'We develop confidence'; and 'We understand our own language better' with sub-points 'We use technology to enhance our language learning' and 'We learn our vocabulary &amp; use the language we learn'. At the bottom, there is a green bar with the 'WPT' logo on the left and the text 'SUBJECT WAYS' on the right.

Have your say! ✨

At WPT we're always looking for feedback. If you have any thoughts/opinions on this Curriculum Newsletter, its content or the curriculum in general, please click on the title to fill out a short feedback form.