



Edition 4  
November  
2024

# ART

## Curriculum Newsletter

### YEAR 10

#### Contact

 Lauren Charlton  
WPT Art  
Subject Director  
lcharlton@  
cliftonscool.org



# Curriculum Intent

Art is created through inspiring and challenging lessons, equipping students with the knowledge and skills required to work creatively and independently. Students gain a firm understanding by investigating a range of art movements, artists and designers.

Students are taught how to control a range of materials through specific tasks. Recording and experimenting with ideas through drawing. Further developing some of the following media areas: painting, textile art, photography, printmaking, mixed media. We encourage our students to experiment, invent and create their own works of art.

Our curriculum empowers students to develop as artists by working on individual pieces, enabling students to become independent and creative. We aim to ensure that students value the role of art in the wider community and are confident to use the skills they develop to get involved in activities that enrich themselves and their communities.

## Year 10 Curriculum

### Refining - Skills and Knowledge in Art and Design

#### *Areas of Study:*

Written Annotation

Drawing

Painting

Mixed Media

Textiles

3D Sculpture

Print Making

Photography

#### *Components Studied:*

Natural World

Woodlands and Sea Life

Working

Texture

Expression

Weird and Wonderful




In Year 10, students will study a range of art movements ranging from classic to contemporary. We'll also look at a range of past and present artists. We'll look at the ways in which meanings, ideas and intentions can be communicated through visual and tactile language using formal elements including colour, line, form, shape, tone and texture. We'll also see how the characteristics, properties and effects of using different media, materials, techniques and processes can be used in relation to a student's own creative intentions.

## Assessment Points




Component 1 - The portfolio/selection of further studies: for the portfolio students must include a sustained project developed in response to a subject, theme, task or brief evidencing the journey from initial engagement with a range of idea(s) to the realisation of intentions. This will give students the opportunity to demonstrate, through an extended creative response, their ability to draw together different areas of knowledge, skills and/or understanding from across their course of study. A selection of further work resulting from activities such as trials and experiments; skills-based workshops; mini and/or foundation projects.

### Immerse Yourself

#### GCSE Art - BBC Bitesize

-  Develop Skills
-  Educational Texts and Quizzes!
-  Art Revision at home

#### Draw a Realistic Tree - Step-by-Step

-  Get Revising Quicker!
-  Educational Video
-  Study Support and Revision

These are some great educational tools to help students when revising.

If they are struggling with topics in lessons or want to enhance their learning in the classroom then these links are an ideal place to cover content at home.

## Test Your Knowledge with EducationQuizzes...

EducationQuizzes Art quizzes have a wide range of options, and are a fantastic way to memorise relevant Art terms to help you with your studies. Click on the image below to start!



# Praise and Reward

Our rewards system can be broadly split into four categories: classroom level, subject level, school level and privilege rewards. We'll focus on classroom and subject rewards here - for more information about our rewards schemes, please see our website.

## CLASSROOM LEVEL REWARDS

Awarded for: working hard, taking risks and rising to a challenge, making mistakes and learning from them, helping others, and taking pride in the school community.

Rewarded by: praise postcards, positive phone calls to parents/carers, positive text messages home, and lesson-based prizes.

## SUBJECT LEVEL REWARDS

Reward scheme: Star of the Week, curriculum awards (Subject/School Way, participation, working with pride, embracing the whole curriculum), high flyer, extra mile, most improved.

Rewarded by: names displayed on reward boards, certificates, social media posts.

# Broadening Horizons

Our intent is that all students have a full understanding of how to develop themselves as well rounded citizens, maintain healthy relationships and understand how to keep themselves safe both online and in their day-to-day life. We want all students to know what options are open to them in the future and understand the routes they have in order to progress on their life journey.

To achieve this, our curriculum includes: artists and cultural links, visits or a visiting artist, virtual galleries, looking at the greater awareness of artwork in the wider world, after school art clubs, links to employment opportunities including ceramicist and printmaker, and working with an artist in their own environment where appropriate. We also learn about historical and contemporary artists.



## The Museum of Modern Art: Master Print Maker

What makes a 500-year-old printing process new? Master printer and publisher Jacob Samuel has brought etchings—prints created by transferring ink from a metal plate to paper—into the 21st century through collaborations with more than 60 contemporary artists. Click on the logo to watch!

## Art Workshops - The Harley Foundation

The Harley Foundation supports an impressive community of artists, tucked away in their idyllic studios on the historic country estate. They hold regular events and workshops for people of all ages and levels. Find out more about their studios and artists by clicking on the logo!



# Careers

We run a series of 'Careers in the Curriculum' weeks in our school. For Art, this week takes place in November. Students will learn about how to apply the skills they learn in Art, to the wider world or work such as creativity, organisation and critical thinking.

Students will learn about how these skills can be used in a variety of jobs. Students will also learn how to link the Art subject way to life skills. Click on the logo below to learn more about a career in Art Therapy!



# The Art Way

The Art Way is followed in all of our lessons. It is designed to help students become young subject specialists and has two main purposes: to teach students the vital skills needed to achieve their full potential, and to demonstrate how Art relates to the wider world.

An infographic titled 'THE ART WAY' with a circular logo in the top right corner. The infographic lists several key principles of the Art Way, each with a brief description and a small icon. The principles include: 'We are creative with our ideas and choices' (with a sub-point 'We are open to experimenting with new materials and techniques'), 'We reflect, refine &amp; make adaptations' (with a sub-point 'We respect our practical environment and tools &amp; equipment'), 'We admire the achievement of each other &amp; learn from this' (with a sub-point 'We have ownership in our work'), 'We learn from artists and we learn from each other' (with a sub-point 'We are inquisitive and have the opportunity to think outside of the box'), 'We dedicate time to plan our projects through preference, discussion &amp; experimentation' (with a sub-point 'We gain confidence in ourselves and achieve through creative learning'), and 'We believe in ourselves &amp; are prepared to create our own personal &amp; individual network' (with a sub-point 'We express our preferences and views in a calm and constructive way'). The infographic also features the 'SCHOOL OF ART' logo and the text 'SUBJECT WAYS' at the bottom.

Have your say! ✨

At WPT we're always looking for feedback. If you have any thoughts/opinions on this Curriculum Newsletter, its content or the curriculum in general, please click on the title to fill out a short feedback form.